

The Backbulb

The Carmel Orchid Society

Volume 47, Number 8
August 2004

Our August Speaker: Sue Fordyce of Fordyce Orchids on "Sign Language"

Sue Fordyce grew up in the orchid business, learning her skills of orchid culture, management, hybridizing and speaking from her dad, Frank Fordyce. She has served as president and board member of the Diablo View Orchid Society. Sue has managed Fordyce Orchids for the past 18 years, and has continued Frank's legacy as a popular speaker, with his same easy style of communication and good humor. She is also known and published as a self-styled "orchid poet" and shares her fun prose with orchid lovers everywhere.



Photograph courtesy Ida Hale

Sue's chat, "Sign Language—Listen to Your Orchids—They're Talking" is one of her most popular slide programs yet. She demonstrates the ways in which your orchids tell you what they like and dislike. This is especially helpful to

novice orchid growers, and participation will be encouraged as the show continues. Observation is the key, and Sue shows in practical ways what to look for (i.e.: underwatering, overwatering, pests, light, etc.).

The second half of the program is dedicated to showing the wonderful cattleya parents and their offspring that she uses in her breeding program. This part of the program caters to those who have grown orchids for a while and would like to see what is new on the cattleya horizon. This is a simple program, not too technical, and also serves the interest of the avid hobbyists.

We look forward to an interesting, helpful and informative talk, and invite our members to come make Sue welcome!

In this month's Backbulb

August Speaker: Sue Fordyce	page 1
Bill Hale, Potting Demonstration	page 1
Masdevallia Culture	page 2
Treasurer's Report	page 3
Membership application	page 3
Events Calendar	page 4
2004 COS Greenhouse Tour	page 4
Greenhouse Tour Signup Coupon	page 4
August Goodies	page 5
Orchid Growing Tips	page 5
Greenhouse Tour Notes	page 5
Board of Directors	page 6

Potting Demonstration by Bill Hale—Masdevallia

Bill Hale will be doing one of his ever-popular potting demonstrations before our August Meeting. Please plan on coming at 6:45pm if you would like to watch a Master at

work, and pick up some valuable pointers on caring for your own plants!



Masdevallia Culture

Masdevallia is a genus of some 350 species usually from cool, misty mountains of the New World Tropics. Masdevallias are best known for their showy flowers consisting of sepals fused into a tubelike structure. Their origins in cool, damp environments make them an excellent choice for cool or coastal climates. Most species and hybrids are compact enough so that they can be easily accommodated on window-sills or under lights.

L I G H T should be like that given for phalaenopsis and paphiopedilums -1,000 to 1,500 foot-candles. Masdevallias can be kept in light intensities up to 2,500 • foot-candles if the growing area can be kept cool. Plants grow well under standard fluorescent fixtures and can be summered outside in shade. In the home, place in an east or shaded south window or under artificial lights.

TEMPERATURES should be cool to intermediate. The plants will grow slowly and eventually expire if temperatures remain high for long periods. Cool evenings help reduce heat stress during the day. Nights of 55 to 60 F are ideal; day temperatures should be 65 to 75 F. Evaporative cooling pads or humidifiers are useful in maintaining these conditions. Avoid day temperatures higher than 80 F.

W A T E R is critical for these plants because they have minimal water-storage tissue. Roots should be allowed to become almost dry before watering again; if drainage is adequate, constantly moist roots are fine. Good-quality water low in dissolved solids is imperative for success.


H U M I D I T Y is an important factor in the successful culture of masdevallias. The ideal range is 60 to 80 percent. In the home, set the

plants on trays of gravel partially filled with water. In the greenhouse or enclosed growing area, humidity can be increased by use of a humidifier, while evaporative coolers help raise humidity and lower temperatures. If plants are summered outdoors, automatic misters under the benches are recommended as is more-frequent soaking.

F E R T I L I Z E regularly with a dilute solution while plants are actively growing. Applications of 30-10-10-type formulations twice a month are ideal for plants in a bark-based medium. A 20-20-20-type formulation should be used for plants in other media. If weather is overcast, applications once a month are sufficient.

P O T T I N G is best done in the winter or early spring, before the heat of summer arrives or as new roots are produced. Plants must be repotted frequently, every one to two years, before the potting mix decomposes. A fine-grade potting medium, such as fine fir bark or tree-fern fiber, is often used with plastic pots. Sphagnum moss is also used, especially for establishing

plants. The plant should be positioned in the pot so that the newest growth is farthest from the edge of the container, allowing the maximum number of new growths without crowding the vessel. Plants growing in many directions may be positioned in the center of the pot. Spread the roots over a cone of potting medium and fill in around the roots with potting medium to the junction of the roots and the plant. Firm the medium around the roots. Keep humidity high and the potting medium slightly dry until new roots form.



Masdevallia

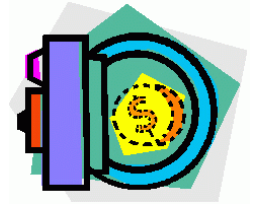
*Culture sheet courtesy of the American Orchid Society,
6000 South Olive Avenue, West Palm Beach, Florida
33405-4199*



Photographs courtesy Ida Hale



Treasurer's Report June, 2004



Checkbook Balance on June 1	\$9,731.44
June income	686.00
June expense	(1,258.00)
Checkbook Balance on June 31	\$9,159.44

CD balance on June 15 was **\$7,598.99**

A Reminder ... If you are enrolling as a new member, or are simply renewing your membership, please make sure that we have your **current** address and telephone number (and email, if you have one). We want to make sure you get your *Backbulb* regularly! Use the form below to make any changes, please.

Carmel Orchid Society, I nc.

Affiliated with the American Orchid Society



Monthly meetings at 7:30 PM on the first Monday of each month (Except September and December) at the First Presbyterian Church of Monterey, 501 EI Dorado, Monterey. Membership **\$ 15.00** for a single or **\$ 20.00** for two at the same address, **\$ 25.00** Vendor membership. Please make checks payable to the Carmel Orchid Society and mail to:

Carmel Orchid Society—Membership
P. O. Box 2454
Monterey, CA 93942

Application for Membership — Please print

Name _____ Telephone _____

Address _____

Member of the
American Orchid Society?

City _____ State _____ ZIP _____

Yes No

Email address _____

New Member Renewal



Upcoming Events

Carmel Orchid Society August Meeting

Monday, August 2, 2004 at 7:30pm

The First Presbyterian Church

510 El Dorado Street, Monterey, CA 93940

Speaker: Sue Fordyce of Fordyce Orchids, on "Sign Language".

Potting Demonstration: Masdevallias. Bill Hale will demonstrate at 6:45pm

Monterey Bay Orchid Society Monthly Meeting

Tuesday, August 10, 2004, at 6:30pm (second Tuesday of every month)

At the Community Bank, Community Room, 6th Floor, 301 Main Street, Salinas, CA. Entrance on Alisal. For more information, call (408) 375 6871.

Carmel Orchid Society August Board of Directors' Meeting

Monday, August 16, 2004 at 7:30pm

At Jim Nybakken's home, 151 Country Club Drive, Carmel Valley, CA 93924.

Carmel Orchid Society Greenhouse Tour

Sunday, September 12, 2004. We will be having a bus tour. Signup coupon and story in this issue.

Carmel Orchid Society Christmas Party

Sunday, December 12, 2004. Once again, this annual bash will be held at the Monterey Beach Resort at the end of Canyon del Rey. Talk with Ida Hale about volunteering for setup.

2004 COS Greenhouse Tour

This year the Greenhouse Tour will again go north to Pacifica. The plan is to meet at the K-Mart shopping center for check-in at 8:15 AM on Sunday, **September 12**. The bus will depart for Pacifica **PROMPTLY at 8:30AM**. Our first stop will be a visit to **White Oak Orchids**, owned by Scott & Gwen Dallas who are popular vendors at our annual MayFaire. We will tour their 25,000 square feet of greenhouse space and go shopping! They specialize in species orchids (the "weird and wonderful"), as well as a wide variety of orchid hybrids. We'll have a luncheon barbecue, supplied by **COS**, at White Oaks.

After lunch we will visit **Hanging Gardens Orchid Nursery**, owned by Dan Newman, and then John Leathers' greenhouse which is unusual in that it is a private greenhouse. As a last treat, time permitting, we will probably visit **Golden Gate** orchids. Following this we will climb back aboard the bus, stow our purchases and head for home. We'll have a great door prize drawing and some wine on the bus trip home.

Our bus will hold 56 orchid lovers, and as always, we need to fill it up. Please make your reservations early because first come, first served! **Reservations must be in no later than August 31**. Please fill in the Greenhouse Tour Coupon below, making sure that you choose your luncheon selection, enclose your check and send to Carol Easton at the address on the coupon. The cost for this fun filled day is \$29.00 for members and \$30.00 for guests. This is a wonderful opportunity to bring that special friend along who has been thinking about joining the Society but hasn't yet done so.

COS Greenhouse Tour Signup Coupon

Yes! I/We will be attending the Carmel Orchid Society Annual Greenhouse Tour. Please reserve the following for me: ___ Members @ \$29 each ___ Nonmembers @ \$30 each. Total: \$ _____

Name _____

Address _____ City _____ State _____

Telephone (____) _____ email address: _____

Food Preference: Chicken Breast Sandwich ___ Chicken Sausage Sandwich ___ Vegetarian Surprise ___

Please make check **payable to Carmel Orchid Society**, mail to Carol Easton, PO Box A, Carmel, CA 93921 **no later than August 31, 2004**.



August Goodies Providers

We should like to express our deepest gratitude to our **Board of Directors** for the sumptuous spread that they put on the goodies table for us in July! The Directors do an awful lot extra so the Society runs smoothly, and this was a great example. Thanks for everything! And our constant gratitude, of course, to our wonderful **Ellie Mamon** for her hard and consistent good work making the treats ready. Our August treats will be supplied by:

Ellie Mamon
Emily Harvey
Gerda Chavez.



Orchid Growing Tips

We have often heard from orchid growers about water quality in relation to successful orchid cultivation. If you have a small collection inside your home and you don't want to get too fancy—get a Brita or similar filter. Use this filtered water to care for those windowsill plants. They will appreciate it with healthier green growth and blooms.

For you **masdevallia** or other **pleurothallid** enthusiasts there are a couple of web sites you will want to find. One is orchidspecies.org. Then check out the links.

Want some in-depth culture sheets 3 to 4 pages long for some orchids. Go to orchidculture.com. There are several freebies and they do have a very reasonable subscription service with a huge list available. These sheets include detailed habitat and climate info.

Here is a tip from Ida Hale. Pretty soon those **cattleyas** will be blooming *en masse*. If your growing area is subject to slugs and snails, place a cotton ball on the stem below the first flower. Wrap it there so it stays. Those critters won't crawl over it to munch on your hard earned flowers.


If you have tips you would like to share for next month's newsletter, email me at Cargie.yahoo.com and we can all learn from each others' successes.

Carolyn Salmon

Greenhouse Tour Notes from Carol Easton

This year's Greenhouse Tour Reservation form is printed on page 4 of this issue of the *Backbulb*. **Please be sure to send in your reservation as soon as possible**, as reservations are first come, first served. When the bus fills up, Carol will keep a waitlist in case someone can't go, they can easily find a replacement. Important: If you can't go, and we find a replacement for you, it is up to you to work out the finances with your replacement. COS cannot take that responsibility.

Note: For those of you who want to purchase orchids, **remember to bring cash or checks**. Some of the greenhouses will not take credit cards.





The Carmel Orchid Society

Volume 47, Number 8 August 2004

P. O. Box 2454
Monterey, CA 93942
www.carmelorchidsociety.org

(831) 646 8724



Carmel Orchid Society

President	James Nybakken	659-4060	bnybakken@redshift.com
VP Program/Education	Susan Segal	375-5897	susansegal@attbi.com
Secretary	Kathy Apodaca	392-1558	
Treasurer	Shirley West	620-1001	spwest25@earthlink.net
<i>Backbulb</i> Editor	Howard Straus	625-3565	hdstraus@earthlink.net
May Faire Chairman	Ida Hale	646-8724	imaryhale@aol.com
Directors	Carolyn Salmon	375-3748	cargie@yahoo.com
	Danny Orwick	424-1886	
	Ken Ashton	659-7387	ashcas@email.msn.com
	Sharon Ashton	659 7387	ashcas@email.msn.com
	Carol Easton	625-1565	eastonce@aol.com
Hospitality	Ellie Mamon	883-8533	
AOS Representative	Carolyn Salmon	375-3748	cargie@yahoo.com
Hospice Cymbidiums	Peggy Purchase	624-8442	pegpaule@redshift.com
Ticket Sales	John Mockett	624-9596	
Past President	William G. Hale	646-8724	bakkehalleorchids@aol.com